


6.3.11 EtherSound® Card (VISTA , OnAir , ROUTE 6000) (Details: www.digigram.com)



The EtherSound® card allows connecting the D21m I/O System to an EtherSound® network. Towards the D21m system, it acts similar to a MADI card combined with a GPIO card. The number of audio channels used can be configured with DIP switches. The included, virtual GPIO card allows, e.g., routing a GPO of the mixing console to the GPO of a distant EtherSound® device on the network. Configuration of the EtherSound® network is performed either through the ETH CTRL connector or from a remote location on the EtherSound® network, e.g. using the EtherSound® EScontrol software. The EtherSound® card works with EtherSound® ES-Giga System Transport networks or with EtherSound® ES-100 Audio Transport networks. The operating mode of the card (ES-100 or ES-Giga) is selected by setting jumper J22 (see opposite page). The selected mode will be displayed on the front panel LEDs.

The audio clock of the EtherSound® network must be synchronous with the D21m I/O system's audio clock. This is ensured either by using the EtherSound® card as clock source of the EtherSound® network, or by feeding the device that is actually the EtherSound® network clock source with a word clock synchronous with the D21m I/O system's audio clock.

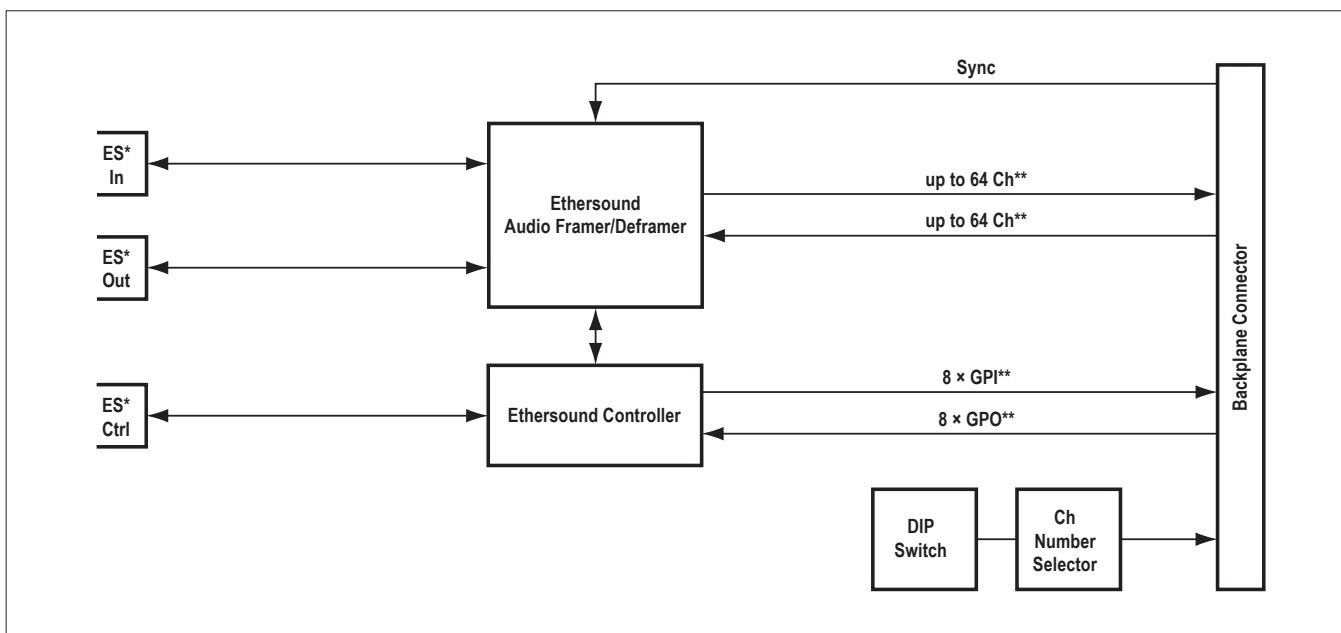
This card works at sampling rates of 44.1 or 48 kHz (88.2/96 kHz ready).

Current consumption (5 V)

750 mA max.

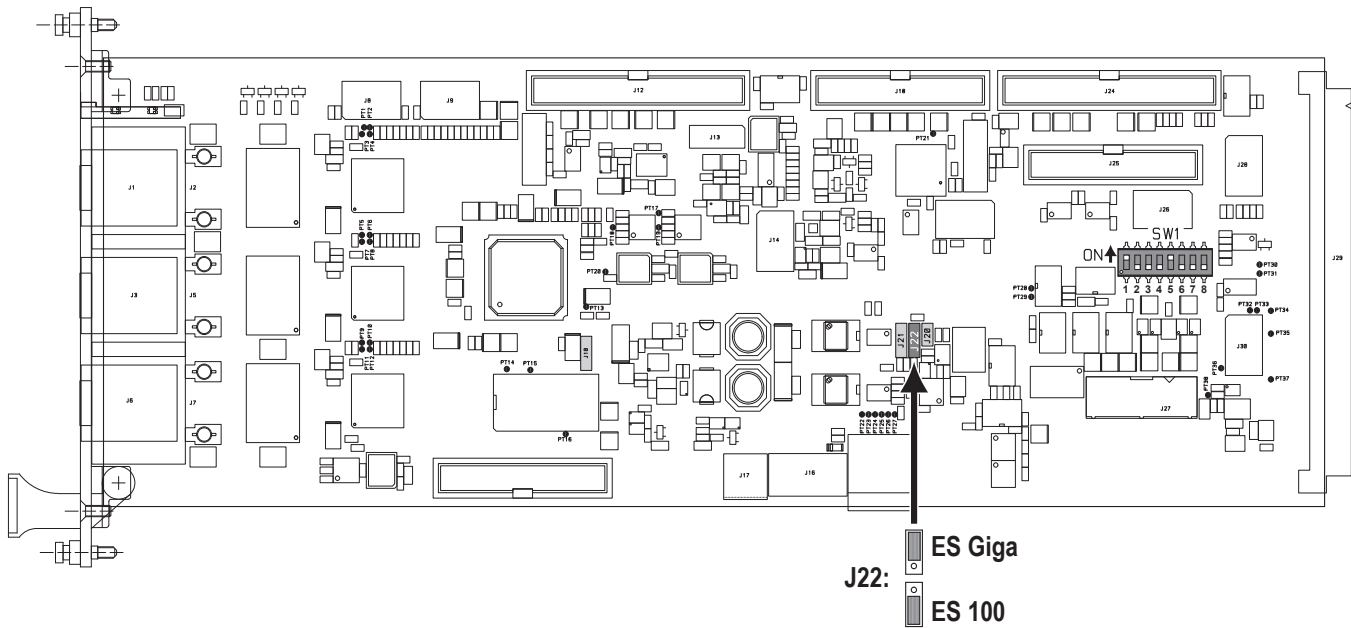
Operating temperature

0-40 °C



* For more information on network topology and possible connections, please refer to the Ethersound documentation (www.ethersound.com).

** GPIs are GPOs on the Ethersound network, and vice versa. Audio outputs are audio inputs on the Ethersound network, and vice versa.



LEDs **ES-100 / ES-GIGA**
ES CLOCK

Indicate the mode selected with jumper J22.

Green: The card is the clock source of the EtherSound® network.

Red (only in case of a ring network topology): The card was defined to be the clock source of the EtherSound® network, but it is not, due to a device or cable failure in the ring.

Flashing red (only in case of a ring network topology): The card was not defined to be the clock source of the EtherSound® network, but it actually is, due to a device or cable failure in the ring located just next to the card.

Dark: The card is not the EtherSound® clock source.

DIP Switch

SW1

DIP switch for D21m channel count setting:

1	2	3	4	5	6	7	8	Number of Channels
OFF	OFF	OFF	OFF	-	-	-	-	0 inputs
OFF	OFF	OFF	ON	-	-	-	-	8 inputs
OFF	OFF	ON	OFF	-	-	-	-	16 inputs
OFF	OFF	ON	ON	-	-	-	-	24 inputs
OFF	ON	OFF	OFF	-	-	-	-	32 inputs
OFF	ON	OFF	ON	-	-	-	-	40 inputs
OFF	ON	ON	OFF	-	-	-	-	48 inputs
OFF	ON	ON	ON	-	-	-	-	56 inputs
ON	OFF	OFF	OFF	-	-	-	-	64 inputs (factory default)
ON	OFF	OFF	ON	-	-	-	-	NOT ALLOWED
:	:	:	:	-	-	-	-	
ON	ON	ON	ON	-	-	-	-	
-	-	-	-	OFF	OFF	OFF	OFF	0 outputs
-	-	-	-	OFF	OFF	OFF	ON	8 outputs
-	-	-	-	OFF	OFF	ON	OFF	16 outputs
-	-	-	-	OFF	OFF	ON	ON	24 outputs
-	-	-	-	OFF	ON	OFF	OFF	32 outputs
-	-	-	-	OFF	ON	OFF	ON	40 outputs
-	-	-	-	OFF	ON	ON	OFF	48 outputs
-	-	-	-	OFF	ON	ON	ON	56 outputs
-	-	-	-	ON	OFF	OFF	OFF	64 outputs (factory default)
-	-	-	-	ON	OFF	OFF	ON	NOT ALLOWED
-	-	-	-	:	:	:	:	
-	-	-	-	ON	ON	ON	ON	