


**6.3.3 ADAT I/O Cards (VISTA, OnAir, ROUTE 6000)**

A949.0425, A949.0429



**A949.0425xx**

**A949.0429xx**

These cards feature two optical eight-channel ADAT inputs and outputs with 44.1/48/88.2/96 kHz operation. Two versions are available:

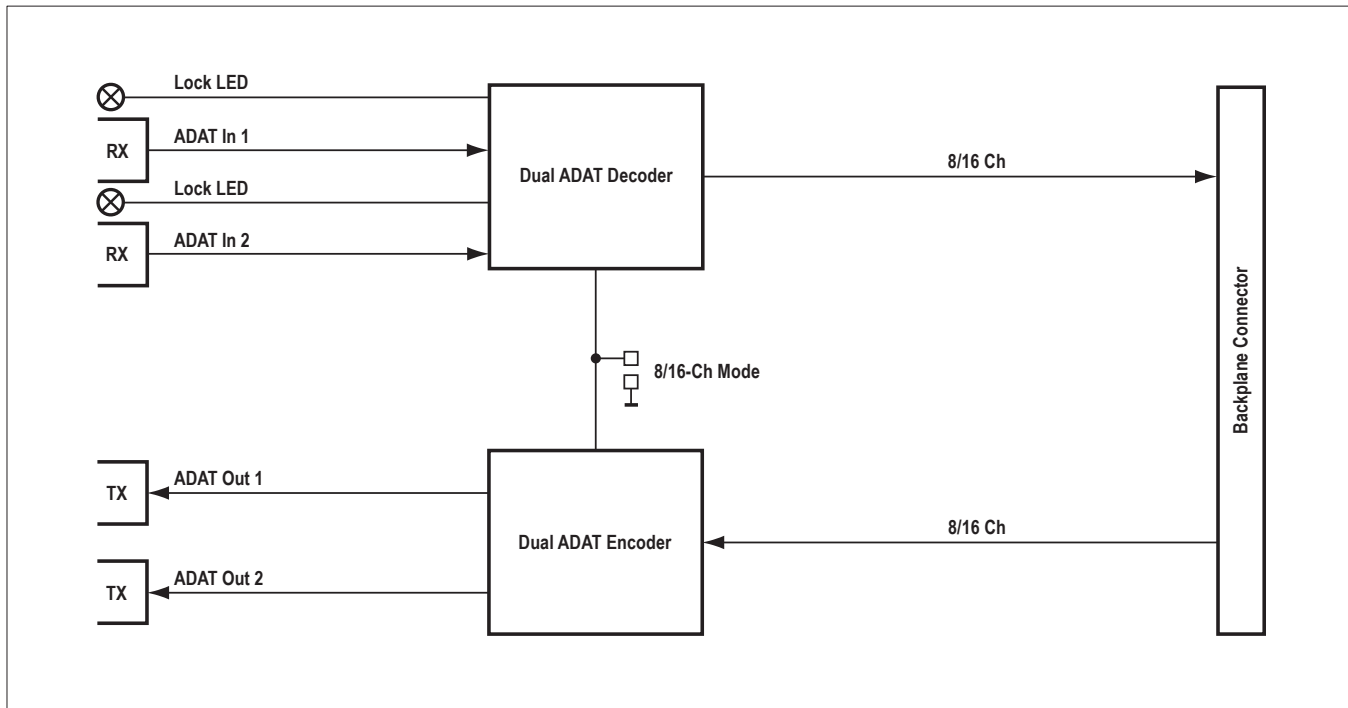
Standard version for all-plastic fibre (APF)

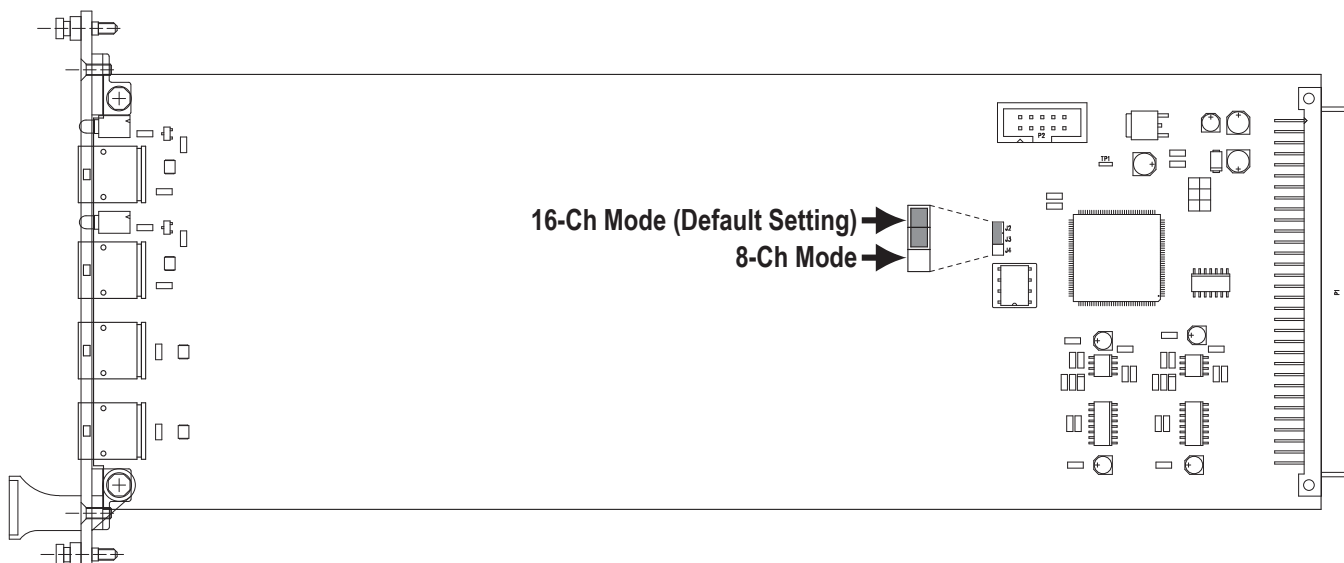
Long-distance version for plastic-clad fibre (PCF; optional).

Optical inputs and outputs are provided on TosLink connectors available in APF (980/1000 µm all-plastic fibre) and PCF (200/300 µm plastic-clad fibre) versions. In 96 kHz operation, the number of channels is limited to eight, i.e. four per I/O.

<b>Maximum distance</b>	(A949.0425, APF version)	5 m
	(A949.0429, PCF version)	300 m (on request: up to 1000 m)
<b>Transmitter wavelength</b>	(A949.0425, APF version)	660 nm
	(A949.0429, PCF version)	800 nm
<b>Transmitter aperture</b>	(A949.0425, APF version)	980/1000 µm
	(A949.0429, PCF version)	200/300 µm
<b>Receiver wavelength</b>	(both versions)	660 or 800 nm
<b>Receiver aperture</b>	(both versions)	200/300 µm*
<b>Current consumption</b>	(3.3 V)	0.1 A
	(5 V)	0.2 A
<b>Operating temperature</b>		0-40 °C

\* use with 980/1000 µm AP fibre possible for distances up to 5 m.





**LEDs**                    **IN CH 1-8, 9-16**    These LEDs indicate that valid ADAT signals are available at the respective inputs.

**Jumper**                    **8/16 Ch Mode**    In 96 kHz mode the card handles a total of 8 channels (4 per interface). In order to avoid different numbers of channels when switching from 96 kHz to 48 kHz and vice versa, it is possible to restrict the card to 8 channels even in 48 kHz mode. In such a case only the first interface (**IN/OUT CH 1-8**) is active, as shown in the table below.

Jumper Setting	Channels on Backplane	Interface 1	Interface 2
16-Ch Mode (factory default)	16 in, 16 out	48 kHz: Ch 1-8	48 kHz: Ch 9-16
		96 kHz: Ch 1-4	96 kHz: Ch 5-8
8-Ch Mode	8 in, 8 out	48 kHz: Ch 1-8	48 kHz: unused
		96 kHz: Ch 1-4	96 kHz: Ch 5-8